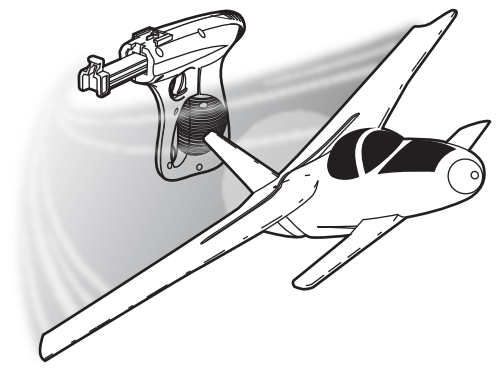


ELECTRIC FLIGHT - WITHOUT BATTERIES!

**Elite Fleet**  
**DYNA - FLYER**

**NO BATTERIES REQUIRED!**  
Full charge takes approximately 25 revolutions of power handle.  
**WARNING!** Always use under direct adult supervision. For use by ages 8 and up.  
Please read instruction booklet carefully before operating Dyna Flyer™.  
Please keep instruction booklet and display box for future reference.

**Any Questions?**  
Call our Customer Service Dept.: Kid Galaxy Customer Service, Toll Free 1-800-816-1135




**INTRODUCTION:**

**CONGRATULATION!**

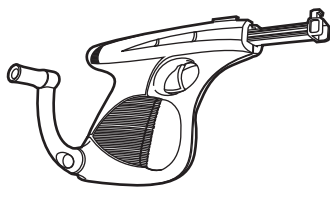
You have purchased the world's first electric powered airplane that requires NO batteries of any kind. This plane is totally powered by a dynamo and will never need batteries.

Dyna Flyer™ is designed for long, smooth flights, powered by cranking the dynamo in the launcher. This is a sturdy product that will give you many trouble free flights.


**PACKAGE CONTENTS**



aircraft

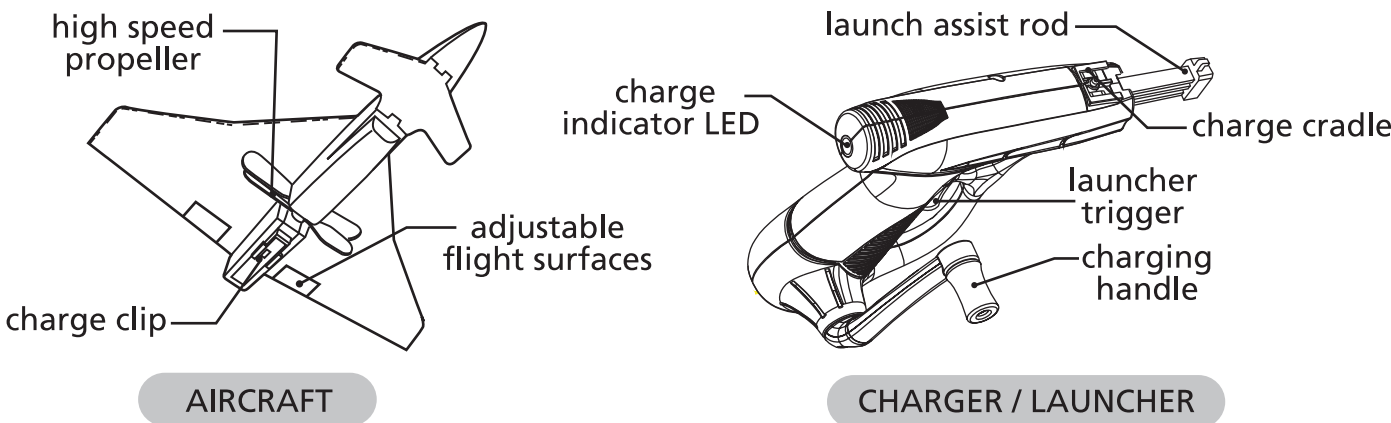


charger / launcher



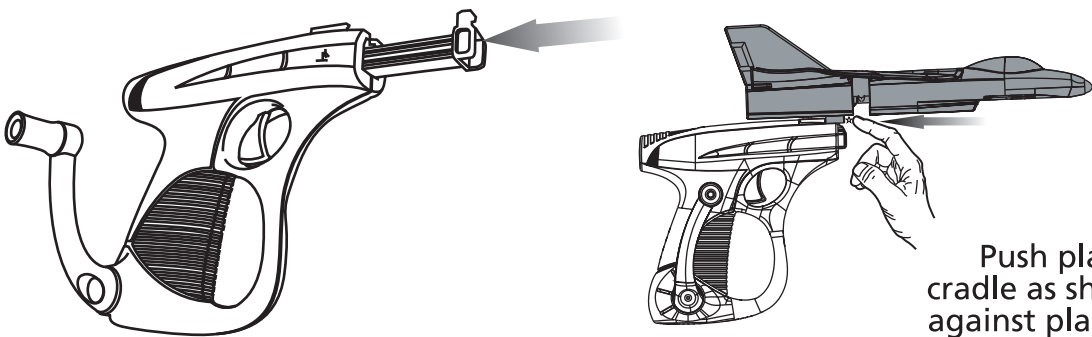
instruction manual

**DESCRIPTION OF PARTS**



**CHARGING & LAUNCHING**

- 1** Fully push back spring loaded launch assist rod until it snaps shut!
- 2** Carefully grasp plane and slide it's launch clip into end of launch assist cradle



Push plane fully onto cradle as shown, by pressing against plane where shown.

**POWERING DYNA FLYER UP!**

- 3** Crank handle smoothly approx. 25 to 30 turns



Charge indicator LED illuminates when aircraft is fully charged

**LAUNCHING DYNA-FLYER™**

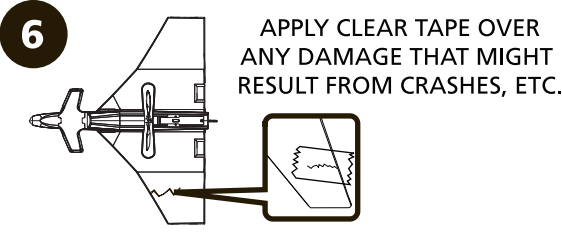

- 4** Raise launcher to 45° and pull launch trigger



Aircraft is launched and starts to rise

LAUNCH PLANE INTO AND TOWARDS THE BREEZES  
TRY TO FLY ON RELATIVELY CALM, WIND-FREE DAYS.

**ADJUSTING DYNA-FLYER™**



**WARNING!**

- 1) Play in an open field where there are NO obstacles such as building, trees or power cables and where there are no crowds of people, animals or vehicles. Do NOT play near power cables, railways or roads. It is recommended that you fly on grass as this will reduce the impact of a fall or potential damage from a rough landing or crash.
- 2) Fly on clear or partly cloudy days. DO NOT fly when it is raining, snowing, thundering, or in strong winds or other poor weather conditions. DO NOT fly when the outside temperatures are under 45 degrees Farenheit.

**PLEASE READ THIS CAREFULLY BEFORE USING.**

- Please play in an open field. Do not play near or on a road or railway, near buildings, trees or overhead power cables or near other people. Please confirm your play is safe before flying.
- If the Dyna Flyer™ plane is caught on a building, tree or power cable, do not climb up to retrieve it. Please ask an adult to notify the owner of the building, tree or power cable as there may be an electric current present.
- When you are flying the Dyna Flyer™, always keep it in your sight. Make sure that people nearby know that you are flying your aircraft.
- It is recommended that children should be under adult supervision when they are playing with the Dyna Flyer™.
- There are small parts included in this product. Do not put any of the parts in your mouth.
- Do not touch the metal parts on the Dyna Flyer™ with your fingers, tongue or any other metal object. It may cause excessive heat, battery leakage or an explosion.
- Never touch the metal contact with a metal object. This may cause a shock and can be dangerous.
- Do not use any electricity source other than the charger included in this package. Other charging sources may cause damage or lead to injury.
- Do not re-charge without fully discharging the Dyna Flyer™. Repeated overcharging can lead to deterioration in capacitor performance.
- Keep your fingers, hair, face and clothing away from the spinning

**Other cautions when using the Dyna Flyer™ :**

- Please be aware of other model aircraft flying nearby when you're flying your Dyna-Flyer™.
- Do not bend, tear, strongly hit or drop the plane or launcher.
- Do not place any object onto the propellor stem.
- Do not start the Dyna Flyer™ when the propellor is unable to spin freely.
- Do not expose to or drop in water! If the Dyna Flyer™ is exposed to water, allow it to completely dry out.
- Striking any part of the airplane while it is being charged may damage the connector.
- Do not place anything on top of the Dyna Flyer™. Do not leave your Dyna Flyer™ upside down resting on its wingtips. Either may cause the foam to deform and the wings will deform. If this happens, your Dyna Flyer™ may not fly.
- Keep this product away from children under eight years old.
- This product is intended for outdoor use ONLY. Do NOT use indoors.
- Keep away from fire or hot and/or humid environments.
- Keep away from water or fire. Do not disassemble or solder the product.
- Stop use when it becomes wet. Moisture may cause a short circuit and can be dangerous

**Toll Free Hot Line: 800-816-1135**  
[www.kidgalaxy.com](http://www.kidgalaxy.com)

**WARNING:**  
**CHOKING HAZARD** - Small parts  
Not for children under 3 years.

Kid Galaxy, Inc.  
150 Dow Street,  
Tower 2, Suite 425B  
Manchester, NH 03101

